

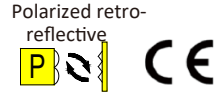
Product Description:

- High performance small square photoelectric sensor
- Suitable for applications such as logistics, textiles, glass machinery, food packaging, etc.



Product features:

- Coaxial has no blind spots and precise positioning function
- Laser light source



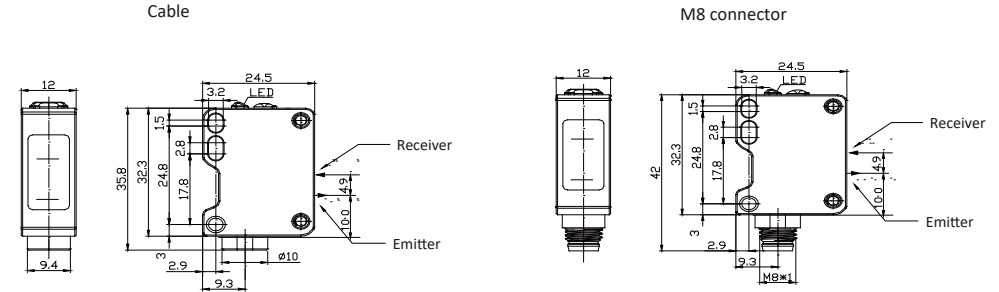
Type	Distance	Beam	Output	Connection	Wiring
OS20-TRPLCP6 *M ¹⁾	5m	Laser	NPN	Cable	Fig.1
OS20-TRPLCP6Q8	5m	Laser	NPN	M8 Connector	Fig.2
OS20-TRPLCN6 *M ¹⁾	5m	Laser	PNP	Cable	Fig.3
OS20-TRPLCN6Q8	5m	Laser	PNP	M8 Connector	Fig.4

Note 1): * M refers to the cable length in meters. If there is no * M in the model, the default cable length is 2 meters.

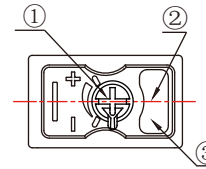
TECHNICAL SPECIFICATION

OPERATING VOLTAGE	10...30 V DC	AMBIENT TEMPERATURE OPERATION	-25°C...+55°C
RIPPLE VOLTAGE	±10% of U _B	AMBIENT TEMPERATURE STORAGE	-40°C...+70°C
LIGHT SOURCE TYPE	Laser	CIRCUIT PROTECTION	Short-circuit protection, reverse polarity protection, over-load protection
OUTPUT CHARACTERISTIC	PNP/NPN	PROTECTION DEGREE	IP67
LOAD CURRENT	≤100mA	HOUSING MATERIAL	PC+PBT
SWITCHING FREQUENCY	800Hz	CONNECTING TYPE	*m PVC cable M8 Connector

DIMENSIONS



INDICATORS



①	Sensitivity adjustment knob	
②	Output indicator	Yellow
③	Stable indicator	Green

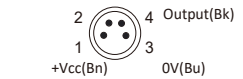
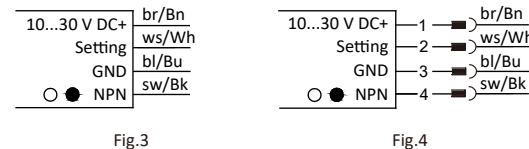
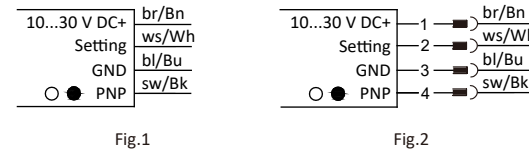
Note1: When the sensitivity is minimum, there is no response to the reflector or highlighted objects.

Note2: The maximum potentiometer value is not equal to the maximum distance of 5m.

Step1: Place the reflector to the demanded position(≤5m), slowly increase the sensitivity from the minimum, till the red and green LEDs are both on, and then setting is completed.

Step2: When the sensitivity is maximum, if the sensor is triggered by the highlight object, the sensitivity needs to be reduced till the red and green LEDs just turns on.

ELECTRICAL CONNECTION



○ = Light on: Connect the Setting to U+ or blank
● = Dark on: Connect the Setting to U-

产品说明:

- 高性能小方形光电传感器
- 适用于物流, 纺织, 玻璃机械, 食品包装等应用

产品特点:

- 同轴具有无盲区、精准定位的功能
- 激光光源



偏振镜反式



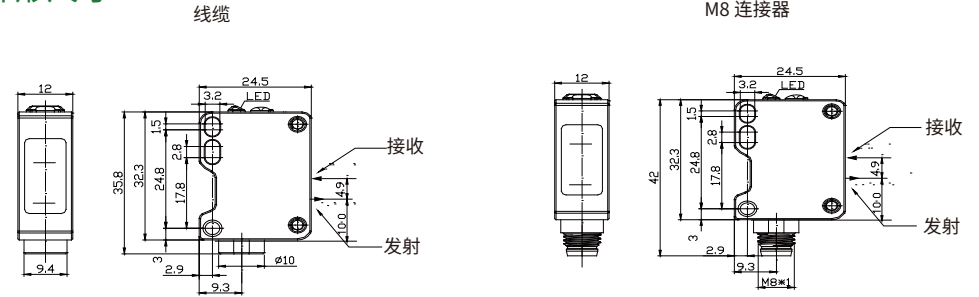
型号	检测距离	光源	输出方式	连接方式	接线图
OS20-TRPLCP6 *M ¹⁾	5m	激光	NPN	线缆	图1
OS20-TRPLCP6Q8	5m	激光	NPN	M8连接器	图2
OS20-TRPLCN6 *M ¹⁾	5m	激光	PNP	线缆	图3
OS20-TRPLCN6Q8	5m	激光	PNP	M8连接器	图4

注1): *M表示线缆长度, 单位米, 型号中无*M默认线缆长度为2米。

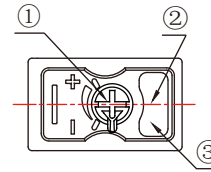
技术参数

工作电压	10...30 V DC	工作温度	-25°C...+55°C
纹波电压	±10% of U _B	环境温度	-40°C...+70°C
光源	激光	保护电路	短路保护 反极性保护 输出过载保护
输出特性	PNP/NPN	防护等级	IP67
负载电流	≤100mA	外壳	PC+PBT
开关频率	800Hz	连接方式	*m PVC线缆 M8连接器

外形尺寸



操作指示



①	灵敏度调节旋钮	
②	开关动作指示灯	黄色
③	电源稳态指示灯	绿色

- 注意:
1. 灵敏度最小时, 产品应对反光板或高光物体均无反应。
 2. 灵敏度最大时, 感应距离不小于 5 米。

- 步骤:
1. 将反光板放置到目标位置(≤5m), 慢慢增加灵敏度, 直到红绿灯全亮, 设置完成。
 2. 灵敏度最大时, 如果产品对高光物体有反应, 可适当降低灵敏度。

接线图

