

Product Description:

- Metal casing, 25m Polarizing mirror reflection coaxial technology, no blind spots, precise positioning, wide voltage power supply.
- Suitable for automotive manufacturing, metallurgical industry, non-standard equipment, textile machinery, etc



Product features:

- Long detection distance
- Adjust sensitivity by adjusting the knob
- IP67 protection rating
- Relay output mode



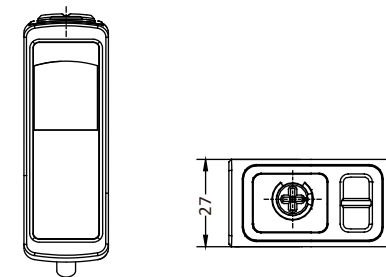
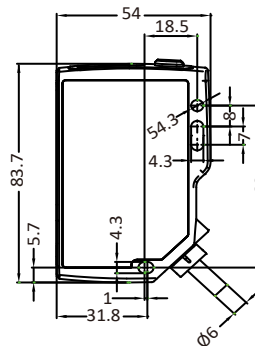
Type	Distance	light source	Output	Connection	Wiring
OSM70-RPLVR5 *M ¹⁾	25m	Laser Class I	Relay	Cable	Fig.1

Note 1): * M refers to the cable length in meters. If there is no * M in the model, the default cable length is 2 meters.

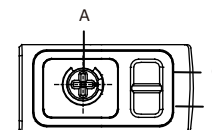
TECHNICAL SPECIFICATION

OPERATING VOLTAGE	DC20-240V±10% AC24-240V±10% 50/60Hz ±10% of U _B	AMBIENT TEMPERATURE OPERATION	-20°C...+60°C
BEAM	Laser Class I	AMBIENT TEMPERATURE STORAGE	-40°C...+70°C
OUTPUT SWITCHING	Relay Output:1c Contact AC250v 3a(cosφ=1)below	CIRCUIT PROTECTION	Short-circuit protection, Reverse polarity protection,
CONSUMPTION CURRENT	≤20mA	PROTECTION DEGREE	IP67
SENSITIVITY	Rotary Switch	HOUSING	Die-Casting Zinc
RECEIVE STATE INDICATION	Green LED	CONNECTING TYPE	Cable
OUTPUT STATE INDICATION	Red LED	RESPONSE FREQUENCY	50Hz

DIMENSIONS



INDICATORS



A	Potentiometer	
B	Output indicator	Red
C	Stable indicator	Green

ELECTRICAL CONNECTION

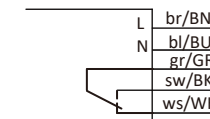



Fig.1

ELSAFETY WARINGS

IEC 60825-1:2014
 EN 60825-1:2014+A11:2021
 Maximum output:3mW,pulse duration:3,2us,wavelength:658nm
 Beam divergence: 1 mrad

The laser can be turned off by turning off the power.
 Please read the instruction before installing the product to ensure the product is suitable.
 Please follow the standard rules used in the instruction.
 Please contact your local ELCO representative or call hotline if you have any questions about the products described in this instruction.



产品说明:

- 金属外壳, 25m偏振镜反。采用同轴技术, 无盲区, 精准定位, 宽电压供电
- 适用于汽车制造、冶金行业、非标设备、纺织机械等应用



产品特点:

- 检测距离长
- 通过调节旋钮调节灵敏度
- IP67防护等级
- 继电器输出



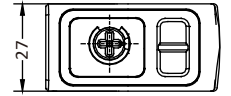
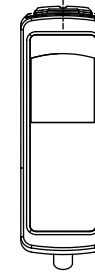
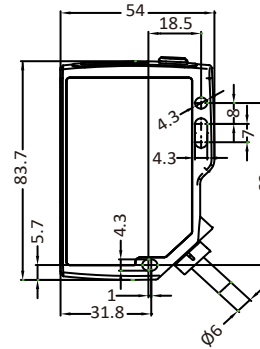
型号	检测距离	光源	输出方式	连接方式	接线图
OSM70-RPLVR5 *M ¹⁾	25m	激光Class I	继电器	线缆	图1

注1): *M表示线缆长度, 单位米, 型号中无*M默认线缆长度为2米。

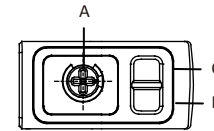
技术参数

工作电压	DC24-240V±10% AC24-240V±10% 50/60Hz	工作环境温度	-20°C...+60°C
纹波电压	±10% of U _s	储存环境温度	-40°C...+70°C
光源	激光 Class I	保护电路	短路保护 反极性保护
输出特性	继电器输出: 1c触点 AC250V 3A(cosφ=1)以下	防护等级	IP67
接收消耗电流	≤20mA	外壳	压铸件
灵敏度	单圈旋钮	连接方式	线缆式
接收状态指示灯	绿色LED	响应频率	50Hz
接收状态指示灯	红色LED		

外形尺寸



指示图



A	电位计	
B	输出状态指示灯	红色
C	接收状态指示灯	绿色

接线图

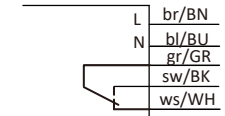


图1

安全警告

IEC 60825-1:2014
EN 60825-1:2014+A11:2021
最大输出:3mW, 脉冲宽度:3, 2us, 波长:658nm
光束发散角: 1 mrad

可通过切断电源来关闭激光
安装产品前请阅读本说明书, 确保产品适用。
请遵守说明书中使用的标准规则。
如您对说明书中的描述有任何疑问, 请联系当地ELCO代表或致电ELCO。

