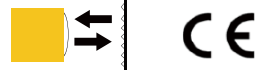


**Product Description:**

- Metal casing, 130m laser mirror reflection, coaxial technology, no blind spots, precise positioning, wide voltage power supply.
- Suitable for automotive manufacturing, metallurgical industry, non-standard equipment, textile machinery, etc



**Product features:**

- Long detection distance
- Adjust sensitivity by adjusting the knob
- IP67 protection rating
- Relay output mode



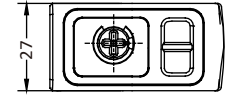
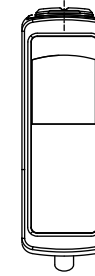
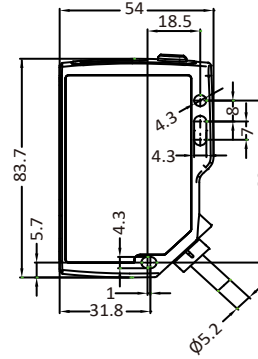
Type	Distance	light source	Output	Connection	Wiring
OSM70-RLVR5 *M <sup>1)</sup>	30m	Laser Class I	Relay	Cable	Fig.1

Note 1): \* M refers to the cable length in meters. If there is no \* M in the model, the default cable length is 2 meters.

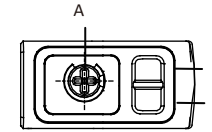
**TECHNICAL SPECIFICATION**

<b>OPERATING VOLTAGE</b>	DC20-240V±10% AC24-240V±10% 50/60Hz ±10% of U <sub>B</sub>	<b>AMBIENT TEMPERATURE OPERATION</b>	-20°C...+60°C
<b>BEAM</b>	Laser Class I	<b>AMBIENT TEMPERATURE STORAGE</b>	-40°C...+70°C
<b>OUTPUT SWITCHING</b>	Relay Output:1c Contact AC250v 3a(cosφ=1)below	<b>CIRCUIT PROTECTION</b>	Short-circuit protection, Reverse polarity protection,
<b>CONSUMPTION CURRENT</b>	≤20mA	<b>PROTECTION DEGREE</b>	IP67
<b>SENSITIVITY</b>	Votary Switch	<b>HOUSING</b>	Die-Casting Zinc
<b>RECEIVE STATE INDICATION</b>	Green LED	<b>CONNECTING TYPE</b>	Cable
<b>OUTPUT STATE INDICATION</b>	Red LED	<b>RESPONSE FREQUENCY</b>	50Hz

**DIMENSIONS**



**INDICATORS**



A	Potentiometer	
B	Output indicator	Red
C	Stable indicator	Green

**ELECTRICAL CONNECTION**

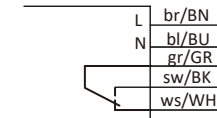
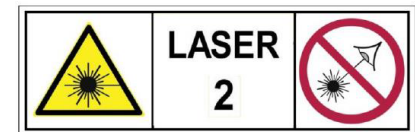


Fig.1

**ELSAFETY WARINGS**

IEC 60825-1:2014  
EN 60825-1:2014+A11:2021  
Maximum output:3mW,pulse duration:3,2us,wavelength:658nm  
Beam divergence: 1 mrad

The laser can be turned off by turning off the power.  
Please read the instruction before installing the product to ensure the product is suitable.  
Please follow the standard rules used in the instruction.  
Please contact your local ELCO representative or call hotline if you have any questions about the products described in this instruction.

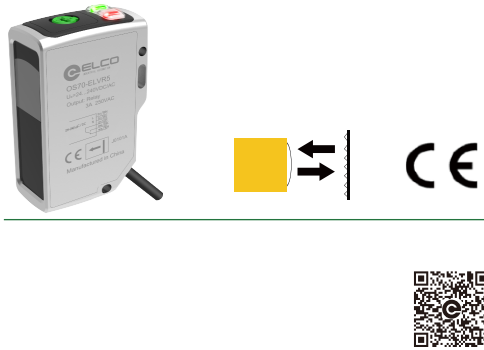


## 产品说明:

- 金属外壳, 30m激光镜反。采用同轴技术, 无盲区, 精准定位, 宽电压供电
- 适用于汽车制造、冶金行业、非标设备、纺织机械等应用

## 产品特点:

- 检测距离长
- 通过调节旋钮调节灵敏度
- IP67防护等级
- 继电器输出



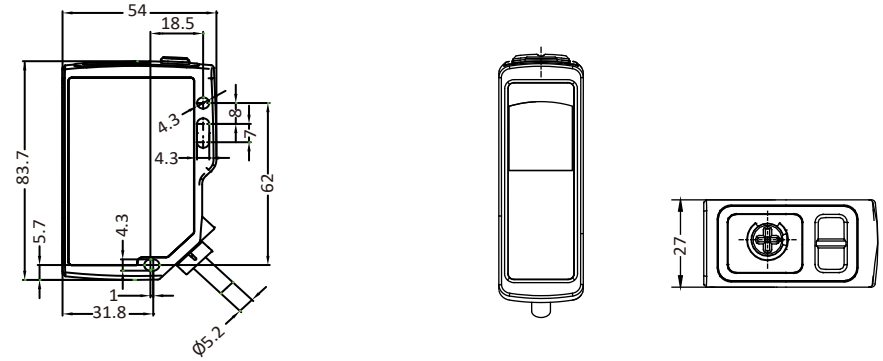
型号	检测距离	光源	输出方式	连接方式	接线图
OSM70-RLVR5 *M <sup>1)</sup>	30m	激光Class I	继电器	线缆	图1

注1): \*M表示线缆长度, 单位米, 型号中无\*M默认线缆长度为2米。

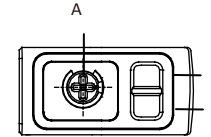
## 技术参数

工作电压	DC24-240V±10% AC24-240V±10% 50/60Hz	工作环境温度	-20°C...+60°C
纹波电压	±10% of U <sub>s</sub>	储存环境温度	-40°C...+70°C
光源	激光 Class I	保护电路	短路保护 反极性保护
输出特性	继电器输出: 1c触点 AC250V 3A(cosφ=1)以下	防护等级	IP67
接收消耗电流	≤20mA	外壳	压铸件
灵敏度	单圈旋钮	连接方式	线缆式
接收状态指示灯	绿色LED	响应频率	50Hz
接收状态指示灯	红色LED		

## 外形尺寸



## 指示图



A	电位计	
B	输出状态指示灯	红色
C	接收状态指示灯	绿色

## 接线图

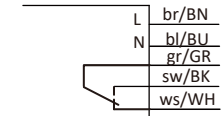


图1

## 安全警告

IEC 60825-1:2014  
EN 60825-1:2014+A11:2021  
最大输出:3mW, 脉冲宽度:3, 2us, 波长:658nm  
光束发散角: 1 mrad

可通过切断电源来关闭激光  
安装产品前请阅读本说明书, 确保产品适用。  
请遵守说明书中使用的标准规则。  
如您对说明书中的描述有任何疑问, 请联系当地ELCO代表或致电ELCO。

