
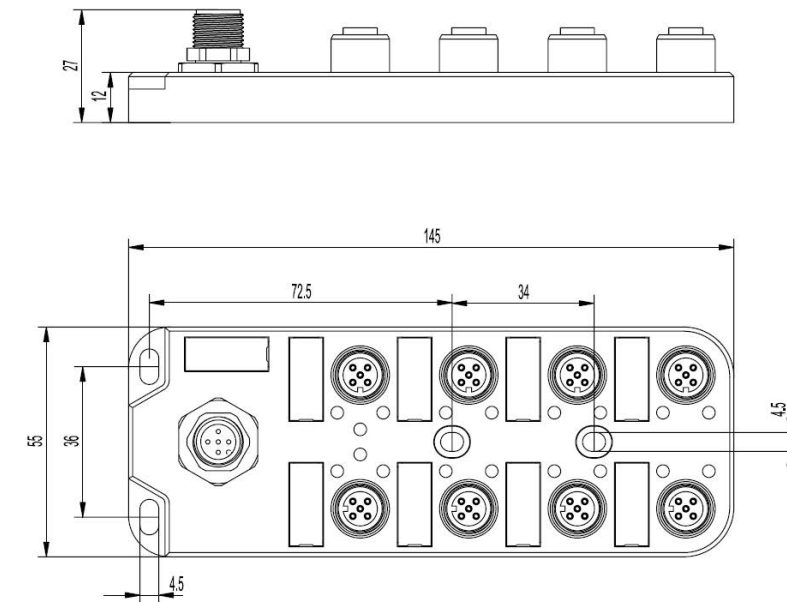
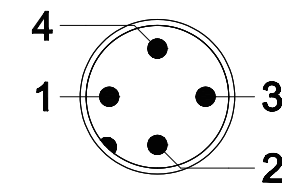


<ul style="list-style-type: none">■ IO-Link Version 1.1.3■ Transfer rate:COM2 (38.4 kBaud)■ IO-Link port: Class-A■ PNP type I/O signal■ Metal housing	
Ordering data	
Product type	LKHA-16UP-M12G
Description	16 DI/DO, Class-A, 8*M12
Connections	
IO-Link	Class-A: 1 x M12 A-code 4pin, Male
Power supply	Included in IO-Link interface
Signals	8 x M12 A-code 5pin, Female
Interface	
Input channels	Max. 16
Input supply current	Max. 200mA per channel, 1.6A in total
Input type	PNP sensors, mechanical switches, dry contacts, etc..
Input delay	1.6 ms
Output channels	Max. 16
Output current	Max. 500mA per channel, 2A in total
Output type	Lamps, solenoidvalve, etc..
Output frequency	Resistive load 100Hz, Inductive load 5Hz
Diagnostics	
Communication indication	LED indication, Communication message
Voltage detection	Support, Low voltage alarm
Short-circuit & Overload	Support, LED indication
General data	
Housing material	Casting Zinc Alloy
Protection	IP67
Temperature	Operating -25...+70 °C, Storage -40...+85 °C
Dimensions (W*H*D)	55x145x27 mm

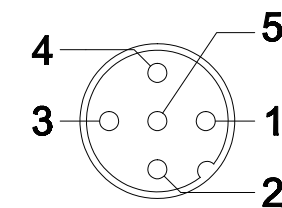
Dimensions drawing



Interface drawing



Class-A Port
(Male)
1-Power supply_24V+
2-Output supply_P24
3-Power supply_GND
4-IO-Link



I/O Port
(Female)
1-Power supply_24V+
2-Signal IN/OUT_B
3-Power supply_GND
4-Signal IN/OUT_A
5-Protective earth_PE