

KH04 SERIES

ARTICLE PROPERTIES

SENSOR TYPE	Inductive sensor	CONNECTION TYPES (<i>see table</i>)	
SIZE	Ø 4 mm	• Cable	PVC, 0.15 mm ² , 2 m**
RATED OPERATING DISTANCE	See table		
NUMBER OF CONDUCTORS	3-wire (<i>see table</i>)		** Other cable lengths are available on request

MECHANICAL DATA

MOUNTING	Flush (<i>see table</i>)
HOUSING	Cylindrical
MATERIAL HOUSING	Stainless steel
MATERIAL SENSING SURFACE	PBT
TIGHTENING TORQUE LOCKING	—
STANDARD TEST	FE360
ATTENUATION COEFFICIENT	St37 = 1, V2A = 0.7, Al = 0.3

ELECTRICAL DATA

OPERATING VOLTAGE	DC: 10 ... 30 V DC
RATED OPERATING CURRENT	3-wire: ≤ 100 mA
SWITCHING FREQUENCY	See table
SWITCHING OUTPUT	See table
FUNCTION INDICATOR	Yellow LED
HYSTERESIS	3 ... 15 %
TEMPERATURE DRIFT	±10 %
SHORT-CIRCUIT PROTECTION	Yes
OVERLOAD RESISTANCE	Yes
REVERSE POLARITY PROTECTION	Yes

ENVIRONMENTAL CONDITIONS

PROTECTION CLASS	IP67	VIBRATION RESISTANCE (EN 60068-2-6)	10 ... 55 Hz, 1 mm
AMBIENT TEMPERATURE	-25 ... +70 °C	SHOCK RESISTANCE (EN 60068-2-27)	30 g, 11 ms

STANDARDS AND DIRECTIVES

EMC DIRECTIVE 2014/30/EU	EN IEC 60947-5-2
ROHS DIRECTIVE 2011/65/EU	EN IEC 63000

APPROVALS



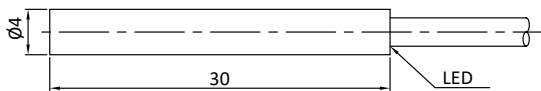
KH04 SERIES

DC 3-WIRE OUTPUT CABLE

Article number	Mounting	Rated operating distance Sn	Switching output (wiring diagram)	Switching frequency	Dimensions
Fi1-KH04-OP6L	flush	1 mm	PNP NO (WD7)	2500 Hz	see Fig. 1
Fi1-KH04-CP6L	flush	1 mm	PNP NC (WD9)	2500 Hz	see Fig. 1
Fi1-KH04-ON6L	flush	1 mm	NPN NO (WD8)	2500 Hz	see Fig. 1
Fi1-KH04-CN6L	flush	1 mm	NPN NC (WD10)	2500 Hz	see Fig. 1

DIMENSIONS

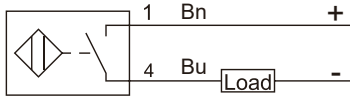
Fig. 1 Inductive sensor with cable (flush)



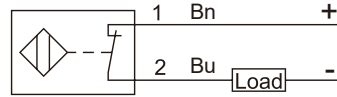
KH04 SERIES

WIRING DIAGRAMS (Note: 1 / 2 / 3 / 4 connector and terminals pin number Bn / Bu / Wh / Bk cable color)

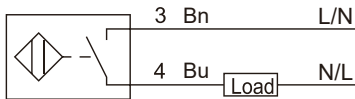
WD1 DC 2-wire NO



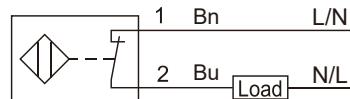
WD2 DC 2-wire NC



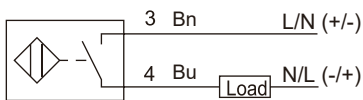
WD3 AC 2-wire NO



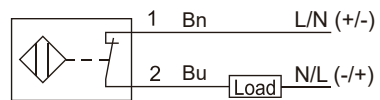
WD4 AC 2-wire NC



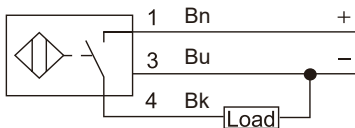
WD5 AC / DC 2-wire NO



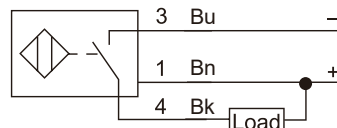
WD6 AC / DC 2-wire NC



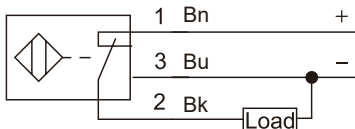
WD7 DC 3-wire PNP NO



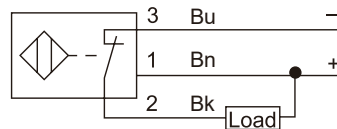
WD8 DC 3-wire NPN NO



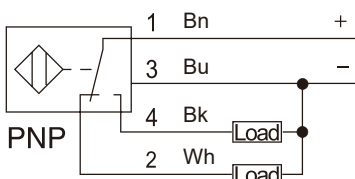
WD9 DC 3-wire PNP NC



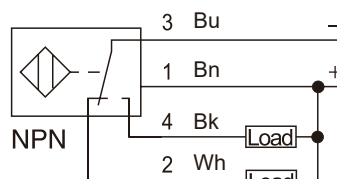
WD10 DC 3-wire NPN NC



WD11 DC 4-wire PNP NO + NC



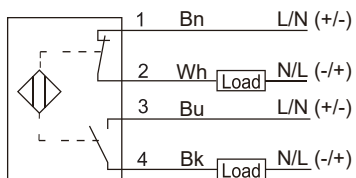
WD12 DC 4-wire NPN NO + NC



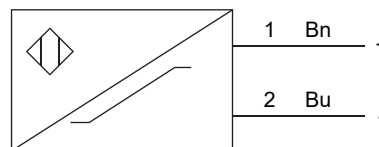
KH04 SERIES

WIRING DIAGRAMS (Note: 1 / 2 / 3 / 4 connector and terminals pin number Bn / Bu / Wh / Bk cable color)

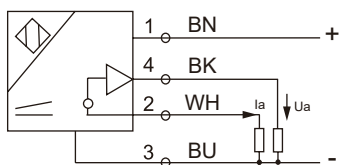
WD13 AC/DC 4-wire NO+NC



WD14 NAMUR 2-wire NC



WD15 DC 4-wire 0-10V+0-20mA



KH04 SERIES

SALES AND SERVICE

Tianjin Elco Automation Co., Ltd

No. 12, 4th XEDA Branch Road
Xiqing Economic-Technological Development Area
Tianjin 300385, P.R. China
Office Phone: 022 23788282
E-Mail: info@elco.cn
www.elco-holding.com.cn

Elco Industrie Automation GmbH

Benzstrasse 7
71720 Oberstenfeld,
Deutschland
Office Phone: +49 7062 / 6599-260
E-Mail: info@elco-automation.de
www.elco-automation.de

Elco Automation LLC

1097 Highway 101 South, Suite D-3 Greer
South Carolina 29651, USA
Office Phone: +1 864-581-7431
E-Mail: infousa@elcoautomation.com
www.elcoautomation.com

Elco Industrial Automation Pvt Ltd.

No 80, 1st Main, 2nd Cross, Royal Enclave,
Sidedahalli, Nagasandra Bangalore 560073, India
Office Phone: +91-7259931777
E-Mail: info@elcoautomation.in
www.elcoautomation.com

Elco Automation Korea Ltd.

706, 17 Daehak 4-ro, Yeongtong-gu, Suwon-si,
Gyeonggi-do, Republic of Korea, 16226
Office Phone: +82-31-216-7890
E-Mail: sales@elcoautomation.co.kr
www.elcoautomation.com