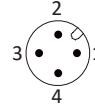


AM14 HIGH PRESSURE RESISTANT SERIES

ARTICLE PROPERTIES

SENSOR TYPE	Inductive sensor	CONNECTION TYPES (see table)
SIZE	M14x1.5	<ul style="list-style-type: none"> M12 connector, A-coded
RATED OPERATING DISTANCE	See table	
NUMBER OF CONDUCTORS	3-wire (see table)	



MECHANICAL DATA

MOUNTING	Flush (see table)
HOUSING	Threaded cylindrical
PRESSURE RESISTANT	MAX 500 bar
MATERIAL HOUSING	Stainless steel
MATERIAL SENSING SURFACE	Stainless steel
TIGHTENING TORQUE LOCKING	50 N·m
STANDARD TEST	FE360
ATTENUATION COEFFICIENT	St37 = 1, V2A = 0.7, Al = 0.3

ELECTRICAL DATA

OPERATING VOLTAGE	DC: 10 ... 30 V DC
RATED OPERATING CURRENT	3-wire: ≤ 200 mA
SWITCHING FREQUENCY	See table
SWITCHING OUTPUT	See table
FUNCTION INDICATOR	No
HYSTERESIS	3 ... 15 %
TEMPERATURE DRIFT	±10 %
SHORT-CIRCUIT PROTECTION	Yes
OVERLOAD RESISTANCE	Yes
REVERSE POLARITY PROTECTION	Yes

ENVIRONMENTAL CONDITIONS

PROTECTION CLASS	IP68	VIBRATION RESISTANCE (EN 60068-2-6)	10 ... 55 Hz, 1 mm
AMBIENT TEMPERATURE	-25 ... +70 °C	SHOCK RESISTANCE (EN 60068-2-27)	30 g, 11 ms

STANDARDS AND DIRECTIVES

EMC DIRECTIVE 2014/30/EU	EN IEC 60947-5-2
ROHS DIRECTIVE 2011/65/EU	EN IEC 63000

APPROVALS



AM14 HIGH PRESSURE RESISTANT SERIES

DC 3-WIRE OUTPUT M12 CONNECTOR

Article number	Mounting	Rated operating distance Sn	Switching output (wiring diagram)	Switching frequency	Dimensions
Fi2D-AM14H1-OP6-Q12	flush	2 mm	PNP NO (WD7)	1000 Hz	see Fig. 1
Fi2D-AM14H1-ON6-Q12	flush	2 mm	NPN NO (WD8)	1000 Hz	see Fig. 1
Fi2D-AM14H1-CP6-Q12	flush	2 mm	PNP NC (WD9)	1000 Hz	see Fig. 1
Fi2D-AM14H1-CN6-Q12	flush	2 mm	NPN NC (WD10)	1000 Hz	see Fig. 1

DC 3-WIRE OUTPUT M12 CONNECTOR

Article number	Mounting	Rated operating distance Sn	Switching output (wiring diagram)	Switching frequency	Dimensions
Fi2D-AM14H2-OP6-Q12	flush	2 mm	PNP NO (WD7)	1000 Hz	see Fig. 2
Fi2D-AM14H2-ON6-Q12	flush	2 mm	NPN NO (WD8)	1000 Hz	see Fig. 2
Fi2D-AM14H2-CP6-Q12	flush	2 mm	PNP NC (WD9)	1000 Hz	see Fig. 2
Fi2D-AM14H2-CN6-Q12	flush	2 mm	NPN NC (WD10)	1000 Hz	see Fig. 2

DIMENSIONS

Fig. 1 Inductive sensor with M12 connector (flush)

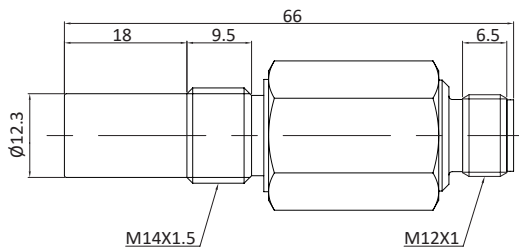
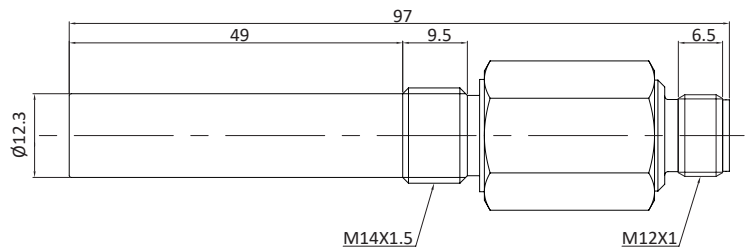


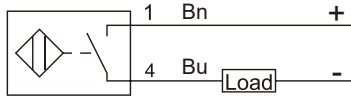
Fig. 2 Inductive sensor with M12 connector (flush)



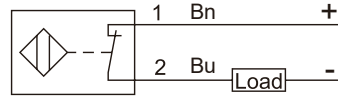
AM14 HIGH PRESSURE RESISTANT SERIES

WIRING DIAGRAMS (Note: 1 / 2 / 3 / 4 connector and terminals pin number Bn / Bu / Wh / Bk cable color)

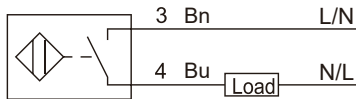
WD1 DC 2-wire NO



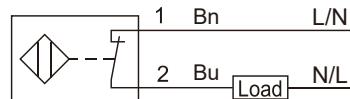
WD2 DC 2-wire NC



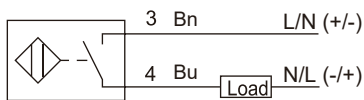
WD3 AC 2-wire NO



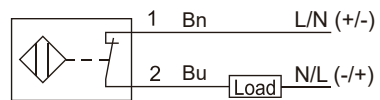
WD4 AC 2-wire NC



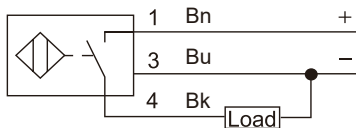
WD5 AC / DC 2-wire NO



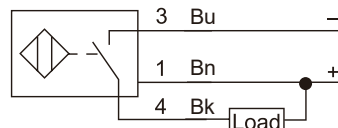
WD6 AC / DC 2-wire NC



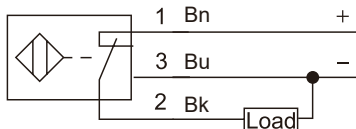
WD7 DC 3-wire PNP NO



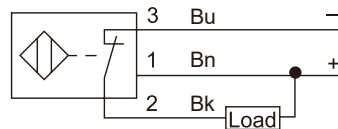
WD8 DC 3-wire NPN NO



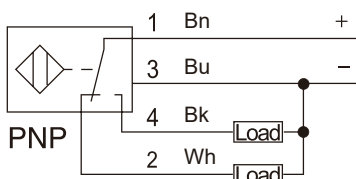
WD9 DC 3-wire PNP NC



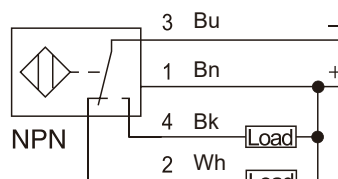
WD10 DC 3-wire NPN NC



WD11 DC 4-wire PNP NO + NC



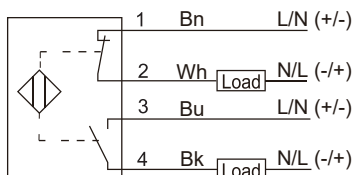
WD12 DC 4-wire NPN NO + NC



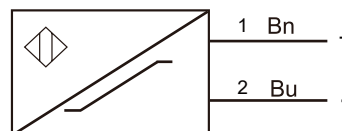
AM14 HIGH PRESSURE RESISTANT SERIES

WIRING DIAGRAMS (Note: 1 / 2 / 3 / 4 connector and terminals pin number Bn / Bu / Wh / Bk cable color)

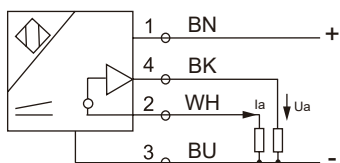
WD13 AC/DC 4-wire NO+NC



WD14 NAMUR 2-wire NC



WD15 DC 4-wire 0-10V+0-20mA



AM14 HIGH PRESSURE RESISTANT SERIES

SALES AND SERVICE

Tianjin Elco Automation Co., Ltd

No. 12, 4th XEDA Branch Road
Xiqing Economic-Technological Development Area
Tianjin 300385, P.R. China
Office Phone: 022 23788282
E-Mail: info@elco.cn
www.elco-holding.com.cn

Elco Industrie Automation GmbH

Benzstrasse 7
71720 Oberstenfeld,
Deutschland
Office Phone: +49 7062 / 6599-260
E-Mail: info@elco-automation.de
www.elco-automation.de

Elco Automation LLC

1097 Highway 101 South, Suite D-3 Greer
South Carolina 29651, USA
Office Phone: +1 864-581-7431
E-Mail: infousa@elcoautomation.com
www.elcoautomation.com

Elco Industrial Automation Pvt Ltd.

No 80, 1st Main, 2nd Cross, Royal Enclave,
Sidedahalli, Nagasandra Bangalore 560073, India
Office Phone: +91-7259931777
E-Mail: info@elcoautomation.in
www.elcoautomation.com

Elco Automation Korea Ltd.

706, 17 Daehak 4-ro, Yeongtong-gu, Suwon-si,
Gyeonggi-do, Republic of Korea, 16226
Office Phone: +82-31-216-7890
E-Mail: sales@elcoautomation.co.kr
www.elcoautomation.com