

## FCPN-16UP-M12

## ARTICLE PROPERTIES

<b>PRODUCT TYPE</b>	Compact67 Profinet	<b>OPERATING MODES</b>	Auto-negotiation, Auto-MDI/MDI-X
<b>DESCRIPTION</b>	16 configurable input / output, PNP, 8 x M12, star topology	<b>TRANSFER RATE</b>	10 / 100 Mbps
<b>PROTOCOL</b>	Profinet	<b>ADDRESS SETTINGS</b>	Profinet, DCP

## ELECTRICAL DATA

<b>SUPPLY VOLTAGE</b>	24 V DC (18 ... 30 V DC)	<b>INPUT CHANNELS</b>	Max. 16
<b>MODULE CONSUMPTION CURRENT</b>	Max. 200 mA	<b>INPUT SUPPLY CURRENT</b>	Max. 200 mA per channel
<b>OUTPUT SUPPLY CURRENT</b>	Total max. 8 A	<b>INPUT SIGNAL TYPE</b>	PNP sensor, stroke switch, dry contact, etc.
<b>ELECTRICAL ISOLATION</b>	Module / Ui and Uo voltage isolation	<b>INPUT DELAY</b>	2.5 ms
<b>POWER SUPPLY</b>	2 x 7/8" 5pin, Male + Female	<b>OUTPUT CHANNELS</b>	Max. 16
<b>BUS COMMUNICATION</b>	2 x M12 D-code 4pin, Female	<b>OUTPUT RATED CURRENT</b>	Max. 2 A per channel, total max. 8 A
<b>SIGNAL CONNECTION</b>	8 x M12 A-code 4pin, Female	<b>OUTPUT SIGNAL TYPE</b>	Indicator, miniature solenoid valve, etc.
<b>COMMUNICATION INDICATION</b>	LED indication, communication message	<b>OUTPUT FREQUENCY</b>	Resistive load 100 Hz, Inductive load 5 Hz
<b>VOLTAGE DETECTION</b>	Support, low voltage alarm	<b>PROCESS DATA IN</b>	4 bytes
<b>SHORT-CIRCUIT &amp; OVERLOAD</b>	Support, LED indication	<b>PROCESS DATA OUT</b>	4 bytes
<b>COMMUNICATION INDICATOR</b>	Green LED	<b>IO STATUS INDICATOR</b>	Green LED
<b>POWER INDICATOR</b>	Green LED		

## FUNCTIONAL SAFETY

<b>MTTF (40 °C)</b>	62a
---------------------	-----

## GENERAL DATA

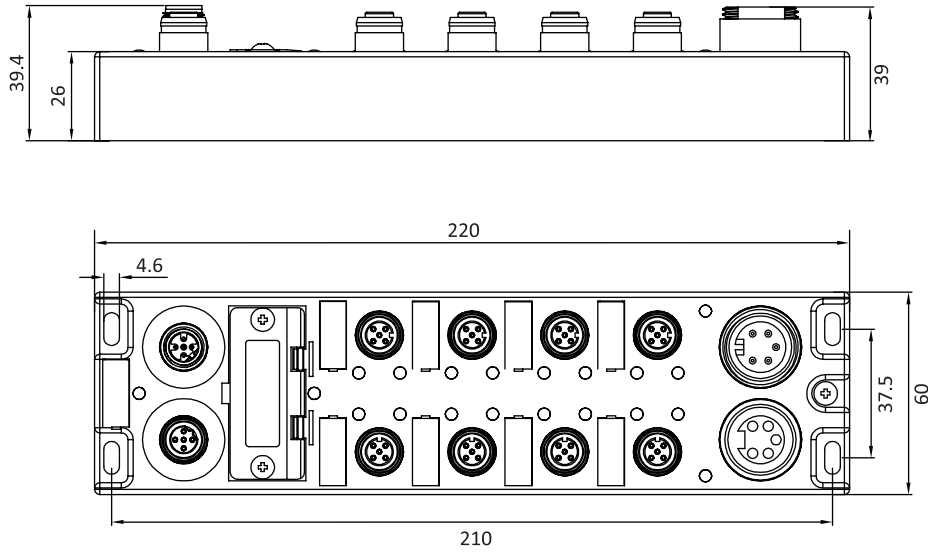
<b>MOUNTING METHOD</b>	4-hole screw mounting	<b>OPERATING TEMPERATURE</b>	-25 ... +70 °C
<b>PROTECTION CLASS</b>	IP67	<b>STORAGE TEMPERATURE</b>	-40 ... +85 °C
<b>WEIGHT</b>	483 g	<b>DIMENSIONS</b>	60 x 220 x 39 mm

## APPROVALS



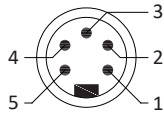
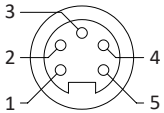
FCPN-16UP-M12

DIMENSIONS

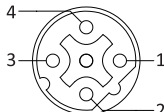
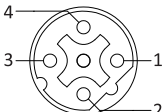


FCPN-16UP-M12

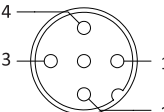
POWER PORT DIAGRAM

POWER IN (MALE)	POWER OUT (FEMALE)	FUNCTION
		1 - Output load power supply 2M
		2 - Gateway / input load power 1M
		3 - PE
		4 - Gateway / input load power 1L+
		5 - Output load power supply 2L+

BUS PORT DIAGRAM

BUS IN (FEMALE)	BUS OUT (FEMALE)	FUNCTION
		1 - Emitter TD+
		2 - Receive RD+
		3 - Emitter TD-
		4 - Receive RD-

SIGNAL PORT DIAGRAM

SIGNAL PORT (FEMALE)	FUNCTION
	1 - power supply 24 V+
	2 - Signal input / output B
	3 - Power supply GND
	4 - Signal input / output A

## FCPN-16UP-M12

---

### SALES AND SERVICE

**Tianjin Elco Automation Co., Ltd**

No. 12, 4th XEDA Branch Road  
Xiqing Economic-Technological Development Area  
Tianjin 300385, P.R. China  
Office Phone: 022 23788282  
E-Mail: [info@elco.cn](mailto:info@elco.cn)  
[www.elco-holding.com.cn](http://www.elco-holding.com.cn)

**Elco Industrie Automation GmbH**

Benzstrasse 7  
71720 Oberstenfeld,  
Deutschland  
Office Phone: +49 7062 / 6599-260  
E-Mail: [info@elco-automation.de](mailto:info@elco-automation.de)  
[www.elco-automation.de](http://www.elco-automation.de)

**Elco Automation LLC**

1097 Highway 101 South, Suite D-3 Greer  
South Carolina 29651, USA  
Office Phone: +1 864-581-7431  
E-Mail: [infousa@elcoautomation.com](mailto:infousa@elcoautomation.com)  
[www.elcoautomation.com](http://www.elcoautomation.com)

**Elco Industrial Automation Pvt Ltd.**

No 80, 1<sup>st</sup> Main, 2<sup>nd</sup> Cross, Royal Enclave,  
Sidedahalli, Nagasandra Bangalore 560073, India  
Office Phone: +91-7259931777  
E-Mail: [info@elcoautomation.in](mailto:info@elcoautomation.in)  
[www.elcoautomation.com](http://www.elcoautomation.com)

**Elco Automation Korea Ltd.**

706, 17 Daehak 4-ro, Yeongtong-gu, Suwon-si,  
Gyeonggi-do, Republic of Korea, 16226  
Office Phone: +82-31-216-7890  
E-Mail: [sales@elcoautomation.co.kr](mailto:sales@elcoautomation.co.kr)  
[www.elcoautomation.com](http://www.elcoautomation.com)