

FCEC-8LKM-8A-M

ARTICLE PROPERTIES

PRODUCT TYPE	IO-Link Master	PROTOCOL	EtherCAT
DESCRIPTION	IO-Link master for EtherCAT, Metal housing, 8 IO-Link master ports	OPERATING MODES	Auto-negotiation, Auto-MDI/MDI-X
		TRANSFER RATE	10/100 Mbps

ELECTRICAL DATA

SUPPLY VOLTAGE	24 V DC (18 ... 30 V DC)	IO-LINK PORTS	8
CURRENT CONSUMPTION	Max. 200 mA	IO-LINK TYPE	8*Class-A
SYSTEM & INPUT SUPPLY	Us, Max. 12 A	IO-LINK VERSION	IO-Link V1.1.3
OUTPUT SUPPLY	Ua, Max. 12 A	IO-LINK COMMUNICATION RATES	COM1 (4.8 kbps), COM2 (38.4 kbps), COM3 (230.4 kbps)
ELECTRICAL ISOLATION	Us and Ua : 24 V separated, 0 V connected	INPUT CHANNELS	Max. 16 (8*Pin4 + 8*Pin2)
POWER SUPPLY	2 × M12 L-code 5 pin, Male + Female	INPUT SUPPLY CURRENT	Pin1 & Pin3: 1.6 A per channel
FIELDBUS	2 × M12 D-code 4 pin, Female	INPUT TYPE	PNP sensors, mechanical switches, dry contacts, etc.
SIGNALS	8 × M12 A-code 5 pin, Female	INPUT DELAY	1.6 ms
COMMUNICATION INDICATION	LED indication, communication message	OUTPUT CHANNELS	Max. 8 (8*Pin2)
VOLTAGE DETECTION	Support, low voltage alarm	OUTPUT CURRENT	Max. 2 A per channel
SHORT-CIRCUIT & OVERLOAD	Support, LED indication	OUTPUT TYPE	Lamps, solenoidvalve, etc.
ACTUATOR SUPPLY UA INDICATOR	Green LED	OUTPUT FREQUENCY	Resistive load 100 Hz, Inductive load 5 Hz
IO-LINK COMMUNICATION INDICATOR	Yellow LED		
SENSOR SUPPLY US INDICATOR	Green LED		

FUNCTIONAL SAFETY

MTTF (40 °C)	62a
---------------------	-----

GENERAL DATA

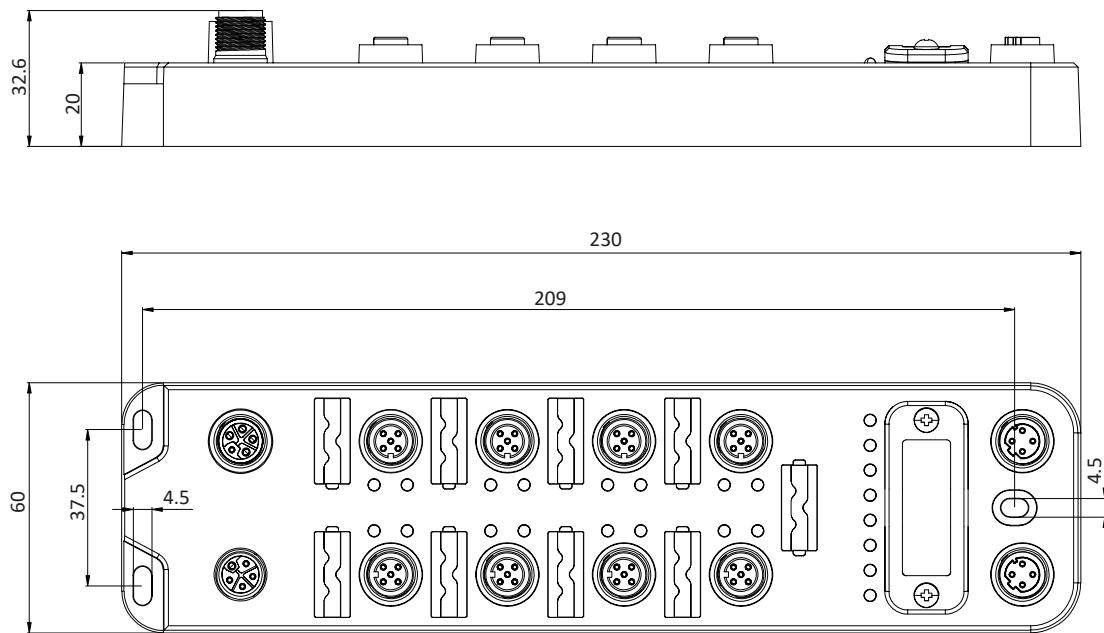
HOUSING MATERIAL	Casting Zinc Alloy	OPERATING TEMPERATURE	-25 ... +70 °C
PROTECTION	IP67	STORAGE TEMPERATURE	-40 ... +85 °C
DIMENSIONS	60 × 230 × 32.6 mm		

FCEC-8LKM-8A-M

APPROVALS

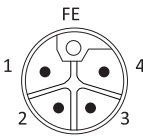
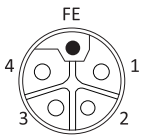


DIMENSIONS

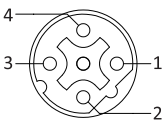
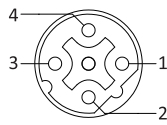


FCEC-8LKM-8A-M

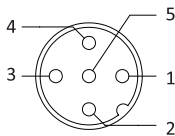
VOLTAGE SUPPLY DRAWING

POWER IN (MALE)	POWER OUT (FEMALE)	FUNCTION
		1 - System/Input supply_Us+
		2 - Auxiliary supply_Ua-
		3 - System/Input supply_Us-
		4 - Auxiliary supply_Ua+
		5 - Function earth_FE

FIELD BUS DRAWING

BUS IN (FEMALE)	BUS OUT (FEMALE)	FUNCTION
		1 - Transmit TD+
		2 - Receive RD+
		3 - Transmit TD-
		4 - Receive RD-

FIELD BUS DRAWING

CLASS-A PORT (FEMALE)	FUNCTION
	1 - Power supply_24 V+
	2 - Digital IN/OUT
	3 - Power supply_GND
	4 - IO-Link or Digital IN
	5 - Protective earth_PE

FCEC-8LKM-8A-M

SALES AND SERVICE

Tianjin Elco Automation Co., Ltd

No. 12, 4th XEDA Branch Road
Xiqing Economic-Technological Development Area
Tianjin 300385, P.R. China
Office Phone: 022 23788282
E-Mail: info@elco.cn
www.elco-holding.com.cn

Elco Industrie Automation GmbH

Benzstrasse 7
71720 Oberstenfeld,
Deutschland
Office Phone: +49 7062 / 6599-260
E-Mail: info@elco-automation.de
www.elco-automation.de

Elco Automation LLC

1097 Highway 101 South, Suite D-3 Greer
South Carolina 29651, USA
Office Phone: +1 864-581-7431
E-Mail: infousa@elcoautomation.com
www.elcoautomation.com

Elco Industrial Automation Pvt Ltd.

No 80, 1st Main, 2nd Cross, Royal Enclave,
Sidedahalli, Nagasandra Bangalore 560073, India
Office Phone: +91-7259931777
E-Mail: info@elcoautomation.in
www.elcoautomation.com

Elco Automation Korea Ltd.

706, 17 Daehak 4-ro, Yeongtong-gu, Suwon-si,
Gyeonggi-do, Republic of Korea, 16226
Office Phone: +82-31-216-7890
E-Mail: sales@elcoautomation.co.kr
www.elcoautomation.com