

## FCCB-8LKM-8A-M

## ARTICLE PROPERTIES

<b>PRODUCT TYPE</b>	IO-Link Master	<b>PROTOCOL</b>	CC-LINK IE Fied Basic
<b>DESCRIPTION</b>	IO-Link master for CC-LINK IE Fied Basic, Metal housing, 8 IO-Link master ports	<b>OPERATING MODES</b>	CC-Link IE Field Basic Hub
		<b>TRANSFER RATE</b>	10/100 Mbps

## ELECTRICAL DATA

<b>SUPPLY VOLTAGE</b>	24 V DC (18 ... 30 V DC)	<b>IO-LINK PORTS</b>	8
<b>CURRENT CONSUMPTION</b>	Max. 200 mA	<b>IO-LINK TYPE</b>	8*Class-A
<b>SYSTEM &amp; INPUT SUPPLY</b>	Us, Max. 12 A	<b>IO-LINK VERSION</b>	IO-Link V1.1.3
<b>OUTPUT SUPPLY</b>	Ua, Max. 12 A	<b>IO-LINK COMMUNICATION RATES</b>	COM1 (4.8 kbps), COM2 (38.4 kbps), COM3 (230.4 kbps)
<b>ELECTRICAL ISOLATION</b>	Us and Ua : 24 V separated, 0 V connected	<b>INPUT CHANNELS</b>	Max. 16 (8*Pin4 + 8*Pin2)
<b>POWER SUPPLY</b>	2 × M12 L-code 5 pin, Male + Female	<b>INPUT SUPPLY CURRENT</b>	Pin1 & Pin3: 1.6 A per channel
<b>FIELDBUS</b>	2 × M12 D-code 4 pin, Female	<b>INPUT TYPE</b>	PNP sensors, mechanical switches, dry contacts, etc.
<b>SIGNALS</b>	8 × M12 A-code 5 pin, Female	<b>INPUT DELAY</b>	1.6 ms
<b>COMMUNICATION INDICATION</b>	LED indication, communication message	<b>OUTPUT CHANNELS</b>	Max. 8 (8*Pin2)
<b>VOLTAGE DETECTION</b>	Support, low voltage alarm	<b>OUTPUT CURRENT</b>	Max. 2 A per channel
<b>SHORT-CIRCUIT &amp; OVERLOAD</b>	Support, LED indication	<b>OUTPUT TYPE</b>	Lamps, solenoidvalve, etc.
<b>ACTUATOR SUPPLY UA INDICATOR</b>	Green LED	<b>OUTPUT FREQUENCY</b>	Resistive load 100 Hz, Inductive load 5 Hz
<b>IO-LINK COMMUNICATION INDICATOR</b>	Yellow LED		
<b>SENSOR SUPPLY US INDICATOR</b>	Green LED		

## FUNCTIONAL SAFETY

<b>MTTF (40 °C)</b>	62a
---------------------	-----

## GENERAL DATA

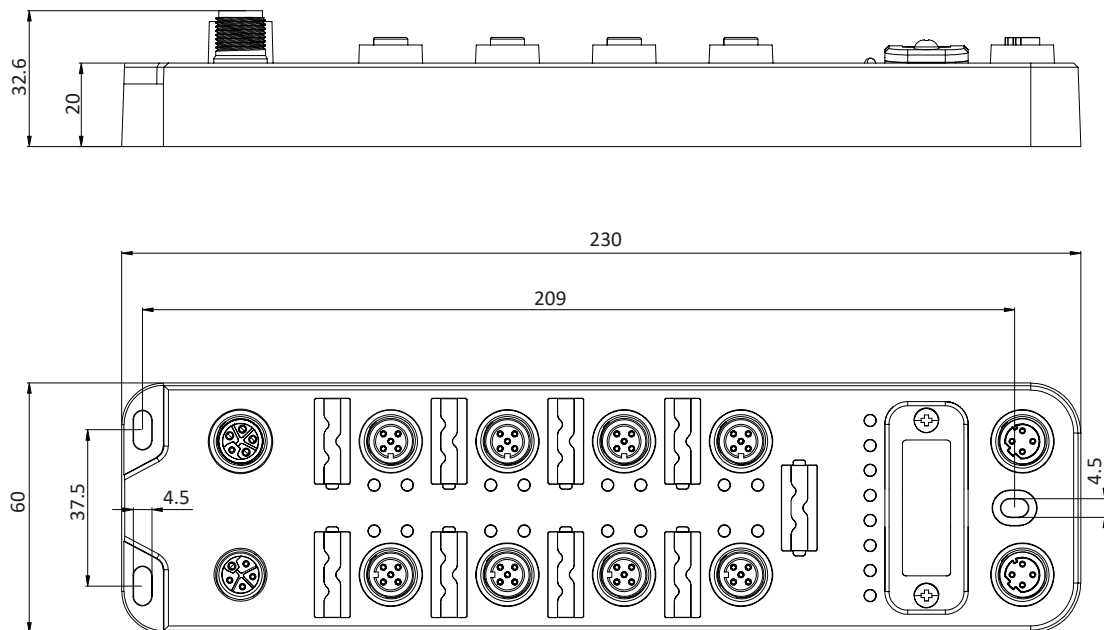
<b>HOUSING MATERIAL</b>	Casting Zinc Alloy	<b>OPERATING TEMPERATURE</b>	-25 ... +70 °C
<b>PROTECTION</b>	IP67	<b>STORAGE TEMPERATURE</b>	-40 ... +85 °C
<b>DIMENSIONS</b>	60 × 230 × 32.6 mm		

FCCB-8LKM-8A-M

APPROVALS

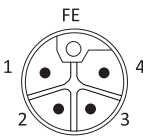
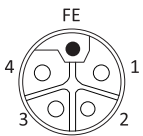


DIMENSIONS

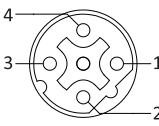
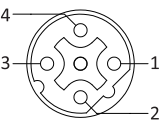


FCCB-8LKM-8A-M

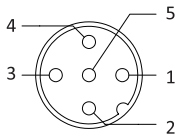
VOLTAGE SUPPLY DRAWING

POWER IN (MALE)	POWER OUT (FEMALE)	FUNCTION
		1 - System/Input supply_Us+
		2 - Auxiliary supply_Ua-
		3 - System/Input supply_Us-
		4 - Auxiliary supply_Ua+
		5 - Function earth_FE

FIELD BUS DRAWING

BUS IN (FEMALE)	BUS OUT (FEMALE)	FUNCTION
		1 - Transmit TD+
		2 - Receive RD+
		3 - Transmit TD-
		4 - Receive RD-

FIELD BUS DRAWING

CLASS-A PORT (FEMALE)	FUNCTION
	1 - Power supply_24 V+
	2 - Digital IN/OUT
	3 - Power supply_GND
	4 - IO-Link or Digital IN
	5 - Protective earth_PE

## FCCB-8LKM-8A-M

---

### SALES AND SERVICE

**Tianjin Elco Automation Co., Ltd**

No. 12, 4th XEDA Branch Road  
Xiqing Economic-Technological Development Area  
Tianjin 300385, P.R. China  
Office Phone: 022 23788282  
E-Mail: [info@elco.cn](mailto:info@elco.cn)  
[www.elco-holding.com.cn](http://www.elco-holding.com.cn)

**Elco Industrie Automation GmbH**

Benzstrasse 7  
71720 Oberstenfeld,  
Deutschland  
Office Phone: +49 7062 / 6599-260  
E-Mail: [info@elco-automation.de](mailto:info@elco-automation.de)  
[www.elco-automation.de](http://www.elco-automation.de)

**Elco Automation LLC**

1097 Highway 101 South, Suite D-3 Greer  
South Carolina 29651, USA  
Office Phone: +1 864-581-7431  
E-Mail: [infousa@elcoautomation.com](mailto:infousa@elcoautomation.com)  
[www.elcoautomation.com](http://www.elcoautomation.com)

**Elco Industrial Automation Pvt Ltd.**

No 80, 1<sup>st</sup> Main, 2<sup>nd</sup> Cross, Royal Enclave,  
Sidedahalli, Nagasandra Bangalore 560073, India  
Office Phone: +91-7259931777  
E-Mail: [info@elcoautomation.in](mailto:info@elcoautomation.in)  
[www.elcoautomation.com](http://www.elcoautomation.com)

**Elco Automation Korea Ltd.**

706, 17 Daehak 4-ro, Yeongtong-gu, Suwon-si,  
Gyeonggi-do, Republic of Korea, 16226  
Office Phone: +82-31-216-7890  
E-Mail: [sales@elcoautomation.co.kr](mailto:sales@elcoautomation.co.kr)  
[www.elcoautomation.com](http://www.elcoautomation.com)