

FCCB-16UP-M12

ARTICLE PROPERTIES

PRODUCT TYPE	Compact67 CC-Link IE Field Basic	OPERATING MODES	Auto-negotiation, Auto-MDI/MDI-X
DESCRIPTION	16 configurable input / output, PNP, 8 x M12	TRANSFER RATE	10 / 100 Mbps
PROTOCOL	CC-Link IE Field Basic	ADDRESS SETTINGS	System automatic allocation

ELECTRICAL DATA

SUPPLY VOLTAGE	24 V DC (18 ... 30 V DC)	INPUT CHANNELS	8
MODULE CONSUMPTION CURRENT	Max. 200 mA	INPUT SUPPLY CURRENT	Max. 200 mA per channel
OUTPUT SUPPLY CURRENT	Total max. 8 A	INPUT SIGNAL TYPE	PNP sensor, stroke switch, dry contact, etc.
ELECTRICAL ISOLATION	Module / Ui and Uo voltage isolation	INPUT DELAY	2.5 ms
POWER SUPPLY	2 x 7/8" 5pin, Male + Female	OUTPUT CHANNELS	8
BUS COMMUNICATION	2 x M12 D-code 4pin, Female	OUTPUT RATED CURRENT	Max. 2 A per channel, total max. 8 A
SIGNAL CONNECTION	8 x M12 A-code 4pin, Female	OUTPUT SIGNAL TYPE	Indicator, miniature solenoid valve, etc.
COMMUNICATION INDICATION	LED indication, communication message	OUTPUT FREQUENCY	Resistive load 100 Hz, Inductive load 5 Hz
VOLTAGE DETECTION	Support, low voltage alarm	PROCESS DATA IN	2 bytes
SHORT-CIRCUIT & OVERLOAD	Support, LED indication	PROCESS DATA OUT	2 bytes
COMMUNICATION INDICATOR	Green LED		
POWER INDICATOR	Green LED		
IO STATUS INDICATOR	Green LED		

FUNCTIONAL SAFETY

MTTF (40 °C)	55a
---------------------	-----

GENERAL DATA

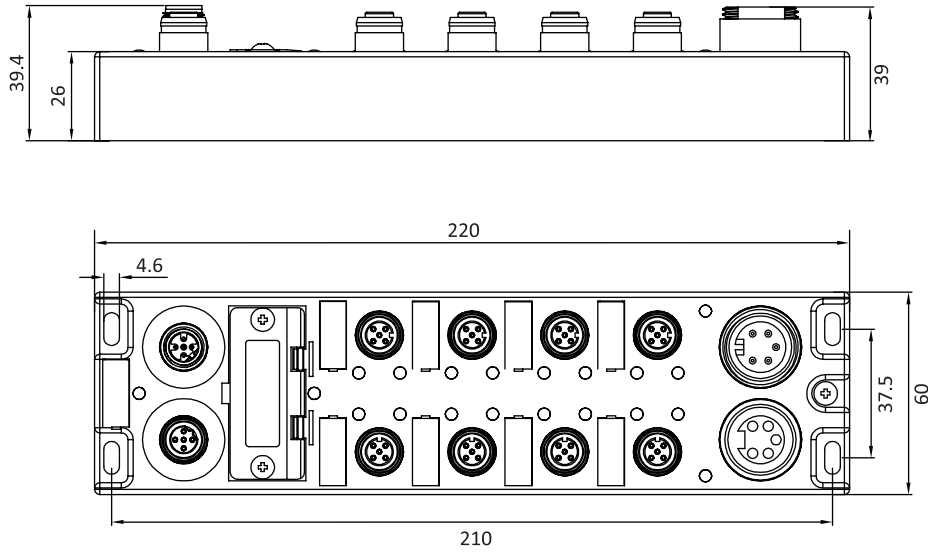
MOUNTING METHOD	4-hole screw mounting	OPERATING TEMPERATURE	-25 ... +70 °C
PROTECTION CLASS	IP67	STORAGE TEMPERATURE	-40 ... +85 °C
WEIGHT	483 g	DIMENSIONS	60 x 220 x 39 mm

APPROVALS



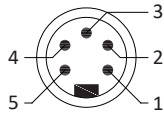
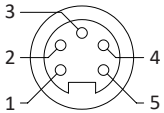
FCCB-16UP-M12

DIMENSIONS

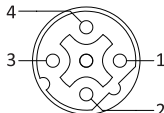
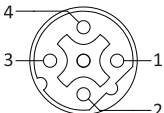


FCCB-16UP-M12

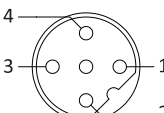
POWER PORT DIAGRAM

POWER IN (MALE)	POWER OUT (FEMALE)	FUNCTION
		1 - Output load power supply 2M
		2 - Gateway / input load power 1M
		3 - PE
		4 - Gateway / input load power 1L+
		5 - Output load power supply 2L+

BUS PORT DIAGRAM

BUS IN (FEMALE)	BUS OUT (FEMALE)	FUNCTION
		1 - Emitter TD+
		2 - Receive RD+
		3 - Emitter TD-
		4 - Receive RD-

SIGNAL PORT DIAGRAM

SIGNAL PORT (FEMALE)	FUNCTION
	1 - power supply 24 V+
	2 - Signal input / output B
	3 - Power supply GND
	4 - Signal input / output A

FCCB-16UP-M12

SALES AND SERVICE

Tianjin Elco Automation Co., Ltd

No. 12, 4th XEDA Branch Road
Xiqing Economic-Technological Development Area
Tianjin 300385, P.R. China
Office Phone: 022 23788282
E-Mail: info@elco.cn
www.elco-holding.com.cn

Elco Industrie Automation GmbH

Benzstrasse 7
71720 Oberstenfeld,
Deutschland
Office Phone: +49 7062 / 6599-260
E-Mail: info@elco-automation.de
www.elco-automation.de

Elco Automation LLC

1097 Highway 101 South, Suite D-3 Greer
South Carolina 29651, USA
Office Phone: +1 864-581-7431
E-Mail: infousa@elcoautomation.com
www.elcoautomation.com

Elco Industrial Automation Pvt Ltd.

No 80, 1st Main, 2nd Cross, Royal Enclave,
Sidedahalli, Nagasandra Bangalore 560073, India
Office Phone: +91-7259931777
E-Mail: info@elcoautomation.in
www.elcoautomation.com

Elco Automation Korea Ltd.

706, 17 Daehak 4-ro, Yeongtong-gu, Suwon-si,
Gyeonggi-do, Republic of Korea, 16226
Office Phone: +82-31-216-7890
E-Mail: sales@elcoautomation.co.kr
www.elcoautomation.com